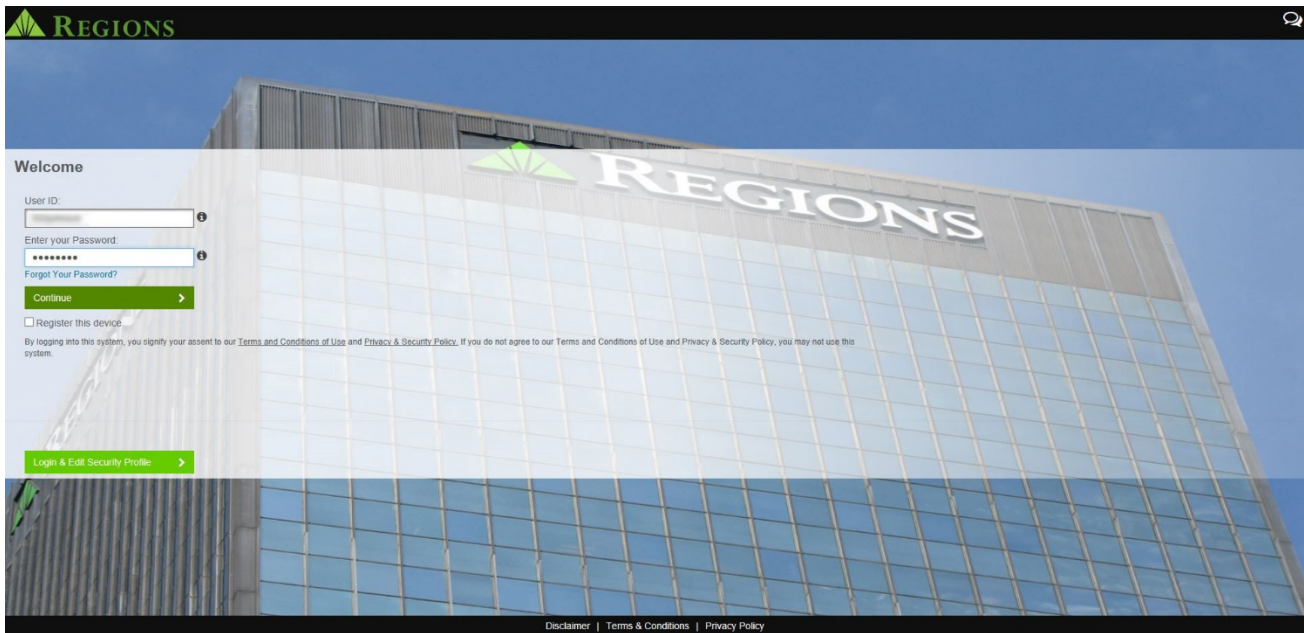


Regions Wealth Platform Login Instructions

Initial Login at Enrollment:

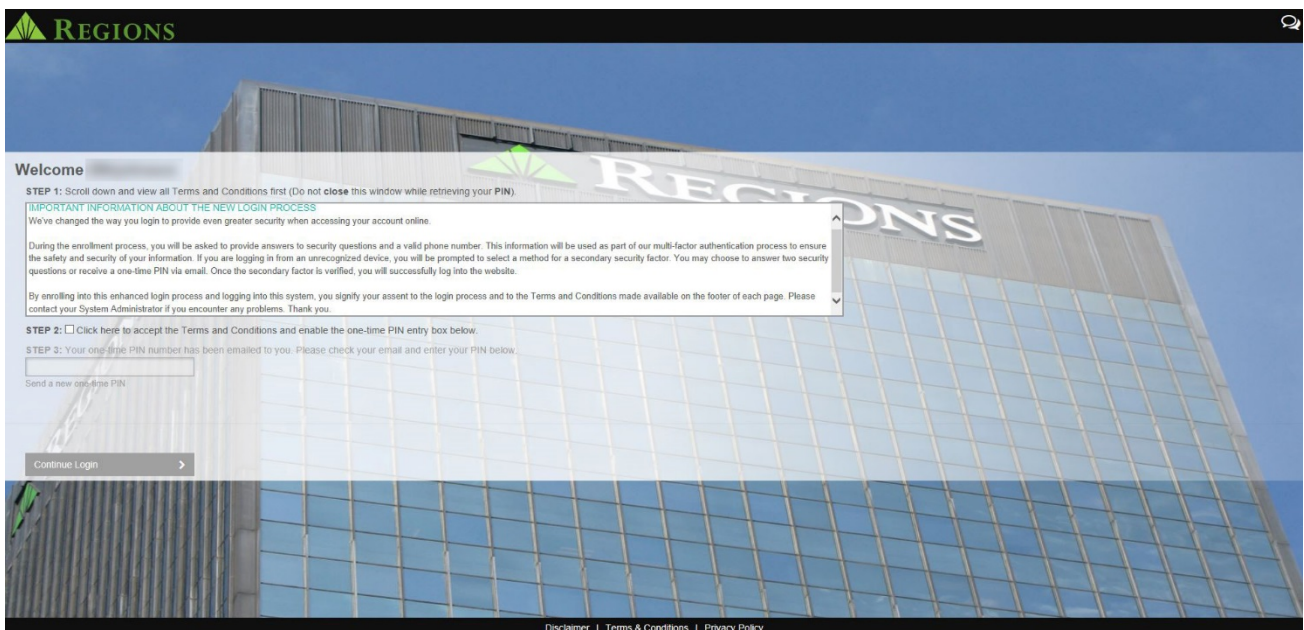
At the login screen, enter your User ID and Password. Click “Continue”.



Enter One Time PIN:

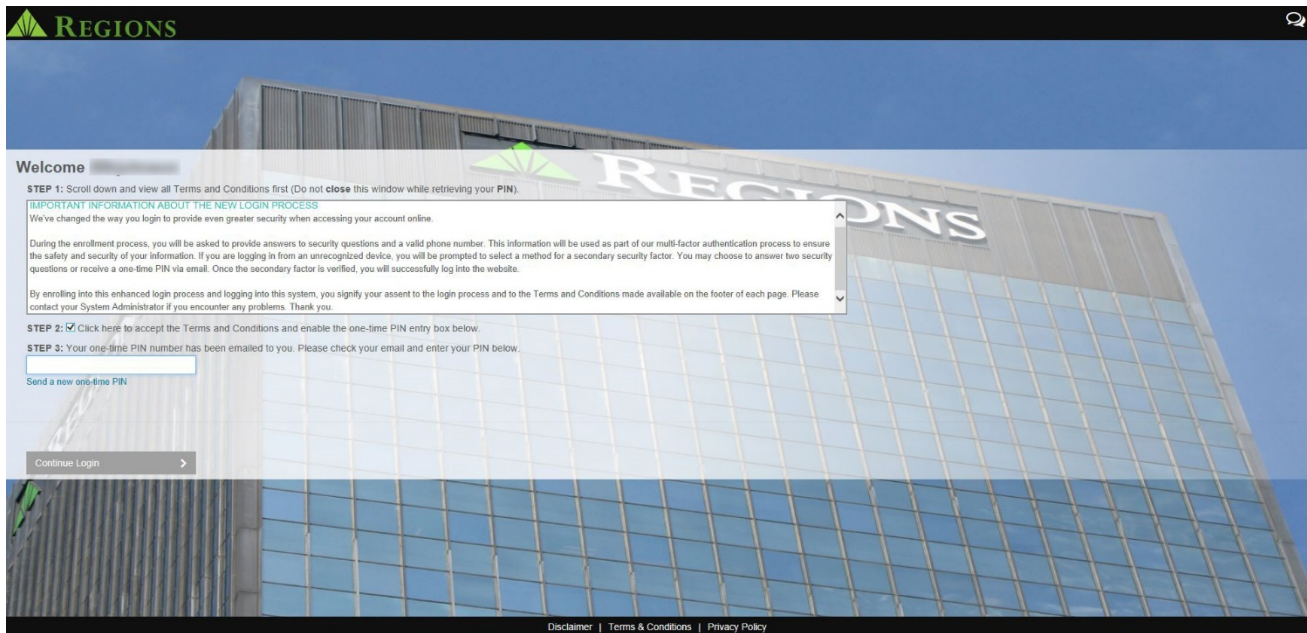
Complete each of the following steps. Each step needs to be completed before the next one will be available.

- At Step 1, read through the terms and conditions. The box at Step 2 can only be checked after you have reached the end of the terms and conditions.

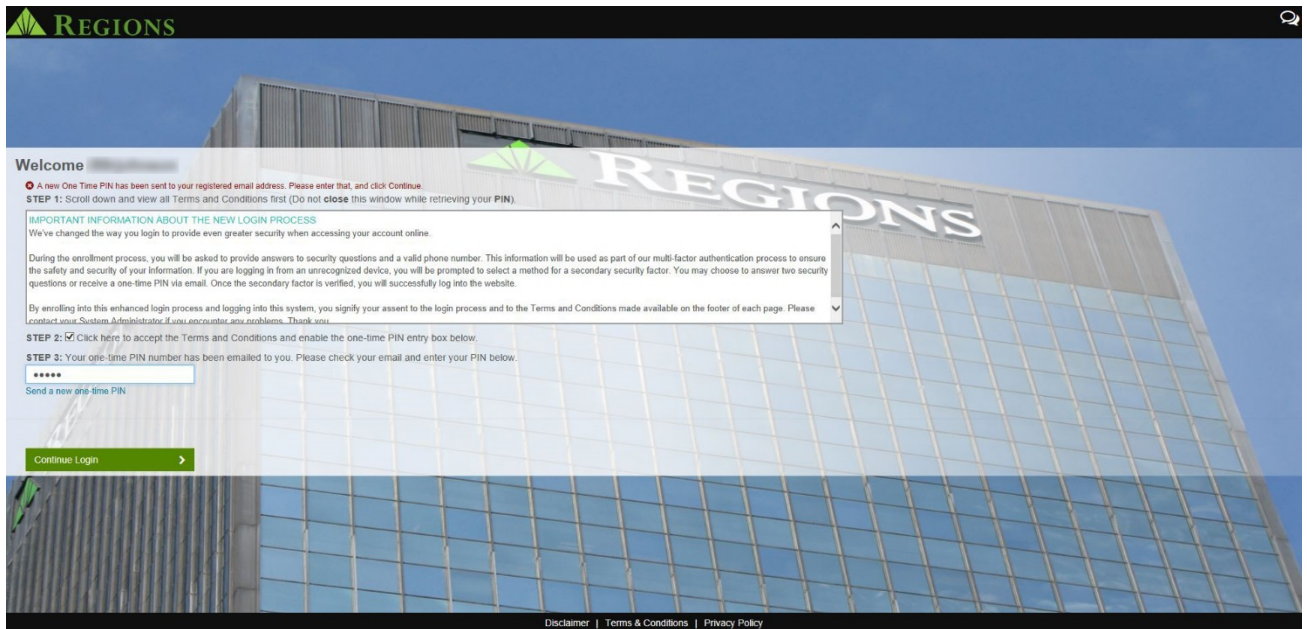


If you have any questions, please contact your Regions Trust Advisor or Relationship Consultant.

- Accept the terms and conditions by checking the box at Step 2 in order to proceed.



- After accepting the terms and conditions, you will receive a One Time PIN (OTP) via email. Enter the OTP in the box below Step 3, then click “Continue Login”.
 - **Note:** Please do not close the window while retrieving the OTP or this process will need to be repeated.



If you have any questions, please contact your Regions Trust Advisor or Relationship Consultant.

Enter phone number and create security questions and answers:

- Select device type, country and phone number
 - If you do not wish to reveal your phone number, you can add 10 zeroes in the Phone Number field.

Regions

Welcome

Please enter a phone number: ⓘ

Type: Country: Phone Number:

Please select your Security Questions and Answers. ⓘ

Question #1 or [Create Custom Question](#)

Select or enter question #1...

Question #2 or [Create Custom Question](#)

Select or enter question #2...

Question #3 or [Create Custom Question](#)

Select or enter question #3...

Question #4 or [Create Custom Question](#)

Select or enter question #4...

Question #5 or [Create Custom Question](#)

Select or enter question #5...

[Continue Login](#) >

[Disclaimer](#) | [Terms & Conditions](#) | [Privacy Policy](#)

- Select your security questions or create your own
 - Add answers to all questions before completing the page.
 - As a particular question is selected, it is removed from the list of available options.
 - Once you have selected all your security questions and added your answers, click “Continue Login”.

Regions

Welcome

Please enter a phone number: ⓘ

Type: Country: Phone Number:

Please select your Security Questions and Answers. ⓘ

Question #1 or [Create Custom Question](#)

What was the name of your first stuffed animal?

Question #2 or [Create Custom Question](#)

What is the last name of your favorite high school teacher?

Question #3 or [Create Custom Question](#)

What is the first name of the boy or girl that you first kissed?

Question #4 or [Create Custom Question](#)

What was the name of your elementary / primary school?

Question #5 or [Create Custom Question](#)

What is your preferred musical genre?

[Continue Login](#) >

[Disclaimer](#) | [Terms & Conditions](#) | [Privacy Policy](#)

If you have any questions, please contact your Regions Trust Advisor or Relationship Consultant.

Create a new password:

- Enter and confirm your password
 - Passwords must be between 8 and 20 characters.
 - Passwords must contain at least one number, one upper case character and one lower case character.
 - Passwords may have no more than two repeating characters.
 - You may not reuse any of your last five passwords.
- Click “Continue Login”.



Final steps:

- After all enrollment steps described above have been completed, you will be directed to your Wealth Platform dashboard.
- You will receive an enrollment confirmation email.



(09/17)

If you have any questions, please contact your Regions Trust Advisor or Relationship Consultant.